





**#COLOUR
4 LIFE**



Urban Sketching Essentials with Liz Steel

Get ready to
#COLOUR4LIFE

Hi there! I'm Liz, a former architect turned urban sketcher, teacher and blogger specialised in quick sketching with ink, pencil and watercolour.

Join me to learn some fun essential techniques for sketching buildings —no matter how complex they appear.

As a Faber-Castell ambassador, I invite you to get inspired, and learn useful skills for you to participate in Faber-Castell's #Colour4Life competition.

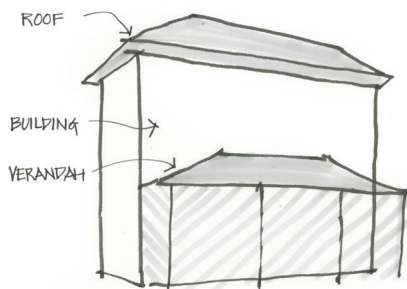


DRAWING FUNDAMENTALS

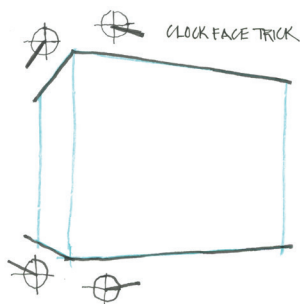
The secret to sketching architecture is to draw in a **systematic way**—working from the big volumes to the details and taking a little time at the beginning to observe the angles and lengths.

These are the steps which we'll be following:

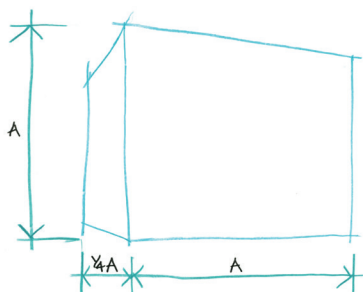
1 Main Volumes



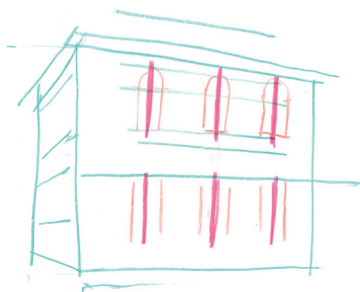
2 Building Volume: Top & Bottom Angles



3 Lengths vs. Height




4 Fanning Horizontals & Vertical Grid



5 Secondary Volumes & Ground Elements



6 Start Inking In



7 Finished Line Drawing



8 Mapping Light & Dark



ADDING COLOUR

Before we start adding colour to our ink drawing, it's important to observe what areas are receiving sun and what areas are in shade. We'll use the grey Pitt Artist Pen to add the shadow shapes to our drawing.


Combining different pencils and markers creates lots of exciting colourful possibilities, especially when some of them are water-soluble. We'll do a few swatches to explore options before adding colour to our sketch.



Art & Graphic Watercolour Paint Water Brush



232 Cold Grey III



102 Cream



154 Light Cobalt Turquoise



107 Cadmium Yellow



157 Dark Indigo



268 Green Gold



132 Beige Red



172 Earth Green



120 Ultramarine

FINISHED ARTWORK



ABOUT #COLOUR4LIFE

Colour can mean inherently different things to different people—from an eruption of bright vibrant shades to deeper tones that emote a darkness or mood. Faber-Castell have long been purveyors of artistic expression—with 261 years of experience to call on, we're focused on inspiring Australian artists, both amateurs and professionals alike, to showcase the colours of the world around you.

#Colour4life is about harnessing the power of colour for self-expression and aims to become a forum where participating artists can get inspired by each other and by our ambassador artists. With five major prizes up for grabs, as well as exposure on Faber-Castell's social media platforms and website, the competition is a chance to showcase what colour means for you and win the best tools of the trade available to continue your artistic journey.



#COLOUR
4 LIFE

Scan me to
learn more!

